




Arming With Troubles in the System

If required, and defined by your installer, all troubles in the system may require confirmation to enable the arming operation.

When trying to arm the system with troubles, the display will show the system troubles.




Scroll through the list of troubles using the  key. At the end of the list the following question will appear: « **Override Trouble?** » Use the  key to toggle the option to Y and press .

Keyswitch Arming

If your system is equipped with a special keyswitch, it can, with the twist of a key, be toggled through arm (away) and disarm modes.

Arming in Blank Display Mode

To perform arming while the system is in blank display mode:

1. Release the keypad by pressing [CODE] + 
2. Within 2 minutes time press:
 -  For away arming
 -  For stay arming