





Arm /Disarm from your Wireless Keyfob

The system can be armed using a wireless keyfob (If equipped with a wireless module expansion). For detailed information regarding the keyfob operation consult with your installer .



Full Arm	Press  .
Disarm	Press the  button. All partitions assigned to the button will be disarmed
Stay Arm	Press  button or button 4 (if defined)
Partition Arm	Press  button or button 4 (if defined)

Remote Arm/Disarm Using SMS

If your LightSYS is equipped with GSM/GPRS module you can perform the arming/disarming operations using SMS commands. For more information refer to your installer. For a full list of SMS operations, refer to *Appendix D – SMS Operation*.



Full Arm	[Code][A], example, 1234A
Full Disarm	[Code][D], example, 1234D
Stay Arm	[Code][H], example, 1234H
Partition Arm	[Code][A] [Partition No.] examples: To arm partitions 1: 1234A1 To arm partitions 1 and 2: 1234A12
Partition Disarm	[Code][D] [Partition No.] Example 1234D1