

Resetting after an alarm




Your installation company can configure the reset of the system to a normal operation mode to require the intervention of your monitoring station or installer. In this case, after an alarm condition, the system will be regarded as not ready and the display will show a **Call Installer** message.

Consult your installer regarding whether your system reset mode is Remote or Installer.

Note:

Before attempting to reset your system ensure that the system is disarmed.

To remotely (anti-code) reset after an alarm

1. Press  key while the **Call Installer** display is on will enter you to the Anti Code section.
2. Press  to enter the Anti Code option.
3. Call your monitoring station (MS) or installer and quote the **RANDOM CODE** displayed on your keypad. The MS or installer will give you a return Anti-Code.
4. Enter this Anti code followed by  to reset the system.